



# FOR THE PERFECT FLOOR

ISSUE ONE

News and updates from one of the world's leading manufacturers of high performance flooring products

## THE IDEAL SYSTEM FOR LUXURY VINYL TILES



### WHAT'S INSIDE...

# WIN!



ONE OF 6 PLACES ON A FITA LVT INSTALLATION COURSE WORTH £600

### Elliott Carpets reveals why it would always recommend ARDEX



## MOISTURE CONTROLLED

### DISCOVER HOW ARDEX CAN HELP YOU PROTECT YOUR SUBFLOOR FROM MOISTURE



PROUD MEMBERS OF



# ARDITEX NA NO ALTERNATIVE

## Ultra Rapid Setting Subfloor Levelling and Smoothing Compound

- Can be used with confidence over old adhesive residues, including bitumen
- Excellent adhesion without priming to almost all substrates, even flooring grade plywood
- Unaffected by moisture, can be used under an ARDEX Damp Proof Membrane and direct to damp concrete



the original yellow bag®

## WIN 1 OF 6 PLACES ON A FITA TRAINING COURSE WITH ARDEX

The Flooring Industry Training Association was set up and is fully supported by the CFA and NICF to provide training. FITA has a fully equipped training centre at Loughborough in Leicestershire where the majority of their standard courses are run.

Proud sponsors of



FITA, the Flooring Industry Training Association, has courses to suit not only real beginners just getting started in the industry, but upskilling courses aimed towards seasoned professionals too!

**In association with FITA, we are offering you the chance to win one of 6 places on a FITA Resilient/Luxury Vinyl Tile (LVT) Installation – Intermediate course, worth £600 each!**



To enter the FREE prize draw simply send us a picture of you using an ARDEX product, along with a few words on what you like about the product\*.

You can email your picture to [info@ardex.co.uk](mailto:info@ardex.co.uk), post it on the [f ARDEX UK](#) Facebook page, or tweet it to [@ARDEXUKFlooring](#) using the #ARDEX/FITA

The 2 day course in June includes approaches to more complex installations and fitting techniques required, including conservatory floors and design floors.

- Health and safety
- Customer relations
- British Standard BS 8203 (Resilient Floorcoverings)
- The 'FITA way'
- Subfloor types – how they affect installation
- Subfloor moisture testing
  - Equipment
  - Test methods
  - Logging/evaluating results
- Subfloor preparation
  - Plywood
  - Subfloor renovation systems
  - Laitance
  - Mechanical subfloor preparation
  - DPMS
  - Smoothing compounds
- Understanding and controlling site conditions
- Conservatories
- Acclimatisation
- Adhesives
  - Acrylic
  - Pressure sensitive
  - Polyurethane
  - High temperature
  - Epoxy
- Design floors
  - Logos/Motifs
  - Feature strips
  - Borders
- Door profiles
- Tools of the trade



\*One entry into the prize draw per person. All entries must be received before 30th April 2016. Winners will be notified w/c 9th May 2016. The course takes place on 9th and 10th June 2016 at the FITA Training College. Course Title – Resilient/Luxury Vinyl Tile (LVT) Fitting – Intermediate Installation Course. Transport and accommodation (if required) are not included. For more information on FITA, please visit [www.fita.co.uk](http://www.fita.co.uk)



# Elliott Carpets reveals why it would always recommend ARDEX



Image courtesy of Lifestyle Floors



**Elliott Carpets, supplier of high quality carpet, rugs and hard flooring products, has been working in partnership with ARDEX UK for 15 years.**

James Simpson of Elliott Carpets shares his thoughts on why the relationship has gone from strength to strength.

### Why ARDEX UK?

Within the first 6 months of establishing Elliott Carpets we started working with ARDEX. They were originally recommended to us by one of our suppliers, and after an initial trial of their products we found that they were reliable, easy to use, gave a great finish and performed in every scenario we threw at them.

ARDEX products are second to none, and we prefer to stick with products we trust that always give us the best finish. Using them saves us both time and money, as their fast track products allow floorcoverings to be laid early meaning there is less downtime and disruption to our work.

Our team are able to rely on ARDEX products even under the most demanding of circumstances, so we can assure our clients that the job will always be completed on time, and to the highest possible standard with no call backs.

### Which ARDEX products do you use on a regular basis?

- ARDITEX NA - Ultra Rapid Hardening Latex Subfloor Levelling and Smoothing Compound
- ARDEX K11 - Rapid Hardening Levelling and Smoothing Compound
- ARDEX ARDURAPID A 45 - Rapid Drying and Hardening Internal Repair Mortar
- ARDEX DPM 1 C - One Coat Surface Damp Proof Membrane and Residual Moisture Suppressant

### What are the main benefits of using these products?

Elliott Carpets use ARDEX products because we can guarantee clients that all work will be finished within agreed deadlines, to an exceptionally high standard, with products that can perform in almost any situation.

With ARDITEX NA, in particular, our team do not have to carry out extensive preparation and priming of the area, saving us time. These benefits lead to savings in our costs because installation risks are minimised, and application time is reduced.

### Tell us about a key project which required the use of ARDEX products?

We are based in Derbyshire so floors are often damp, built on a hillside or extremely old. If we were to use a middle of the road product we could find ourselves faced with a situation which the product is not suitable for, or in conditions that it cannot perform under; by using ARDEX we eliminate that worry.

### If you could only carry one product in the back of your van what would it be?

It would definitely be ARDITEX NA. I am yet to find a job which it cannot handle; it can be applied directly on to damp concrete, requires no priming beforehand, and has excellent adhesion to all types of subfloors. It really is my fail-safe product.

### What do you believe distinguishes ARDEX from other brands in the market?



We receive exceptional technical support from the ARDEX team, their in-depth industry knowledge ensures they are always on hand to offer us advice and support no matter what problem we find ourselves faced with. Often they will provide us with a list of possible solutions to our problem, but if the job proves to be particularly difficult, and they are unable to resolve it over the phone, the team will come out and visit us to help find a solution first-hand

ARDEX work with us to ensure we are always getting the best possible use out of their products.

### So, why use ARDEX?

**Because I know they will never let me down!**

If you'd like to share with us your own experience using ARDEX products, email us at [info@ardex.co.uk](mailto:info@ardex.co.uk)



# MOISTURE CONTROLLED

Darren Robinson, ARDEX National Training & Development Manager, explains how you can help protect your subfloor from moisture.

## The problem with moisture

Many problems which occur with flooring installations are as a result of moisture in the subfloor, so it is essential that the final floorcovering is protected from the passage of moisture below. Name one floorcovering that likes moisture?



## What type of moisture?

Prior to the installation of the floorcovering, it's important to identify the type and level of moisture present in the subfloor, which usually results from either rising damp, due to the absence or breakdown of the structural damp proof membrane, or from residual construction moisture.



1 Check for pipes and services, before using a 16mm drill bit to ensure the correct depth for the plug.



2 Insert, cap and leave the plug for 24 hours to gain moisture equilibrium.



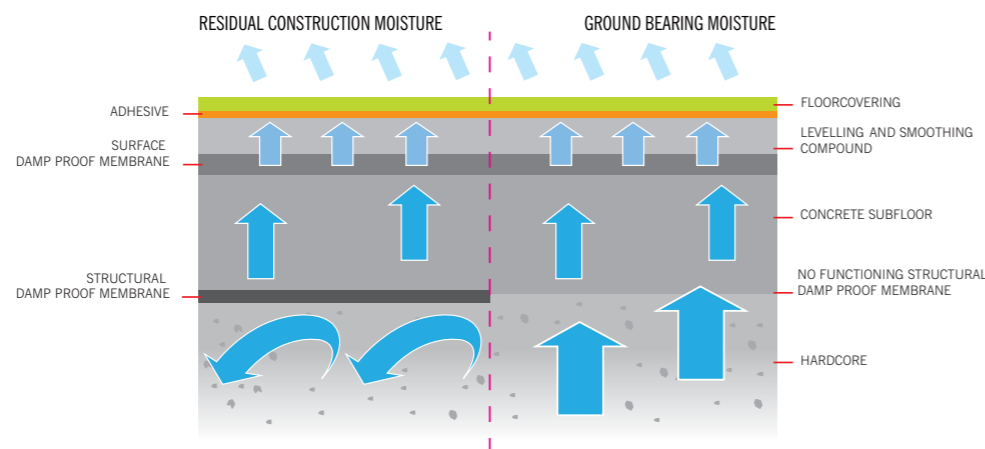
3 Insert the humidity probe. Readings above 75% RH require treatment.

## How to determine the type and level of moisture

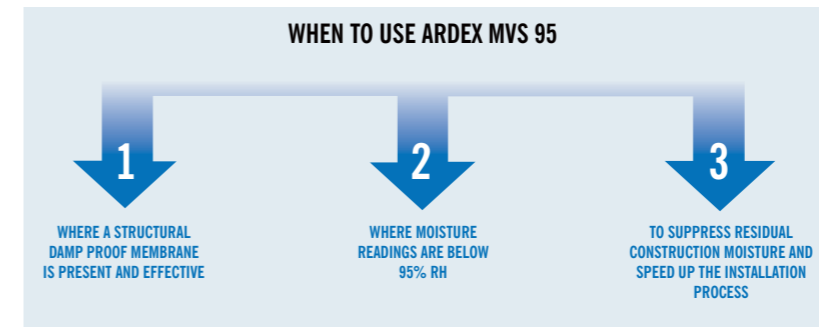
The presence of moisture in the subfloor should be determined in accordance with BS 8203, and carrying out an on-site moisture test is simple. If in any doubt, ARDEX have a long history of successful flooring installations on damp subfloors, and our Technical Services Team are available to help assess the requirements for the subfloor on your project, and provide a recommendation for the effective control of moisture.

## ARDEX – The Moisture Control Experts

Surface damp proof membranes form a film which restricts the passage of moisture, and allow the controlled passage of moisture vapour; protecting the adhesive and final floorcovering. Advice in the Contract Flooring Association's 'Guide to Contract Flooring' states that types of surface damp proof membranes are available to deal with rising damp and residual construction moisture, but some are only suitable for the latter, so it's important to correctly specify the right product for the right installation.



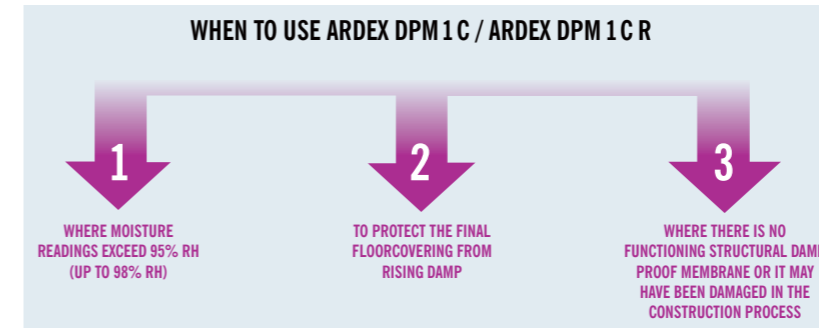
## The Control of Residual Construction Moisture



**ARDEX MVS 95**  
One Component Residual Moisture Vapour Suppressant

- Apply ARDEX Levelling & Smoothing Compounds in as little as 2 hours
- Apply ARDEX Levelling & Smoothing Compounds direct, without priming
- Ready for use, resealable and reusable
- Can be used on heated screed

## The Control of Ground Bearing Moisture



**ARDEX DPM 1C**  
One Coat Surface Damp Proof Membrane and Residual Moisture Suppressant



**ARDEX DPM 1C R**  
Rapid Curing One Coat Surface Damp Proof Membrane and Residual Moisture Suppressant

An ARDEX DPM is ideal for use in the refurbishment of older properties, particularly those constructed before 1970, where the installation of an effective structural damp proof membrane was not a requirement of building regulations.

For more information on the ARDEX Moisture Control range, please visit [www.ardex.co.uk](http://www.ardex.co.uk), contact the ARDEX Technical Services Department or your local ARDEX Flooring Distributor.

# ARDEX Support the NICF

The NICF, National Institute of Carpet and Floorlayers aims to promote excellence within the field of domestic floorlaying, understanding and awareness of the British Standards Code of Practice for the installation of all domestic floor coverings, and to provide assurance of quality of workmanship to the public.

In 1998 the NICF in conjunction with the Contract Flooring Association formed the Flooring Industry Training Association, FITA, and set up a state of the art training facility, this is now well established within the industry and is one of the premier training facilities in the UK. Courses are run regularly throughout the year and are for newcomers to the trade as well as experienced fitters wishing to improve their skills. For more information about FITA please visit [www.fita.co.uk](http://www.fita.co.uk)

The NICF is a highly respected organisation within the flooring industry and is active in promoting the skilled floor layer.

The NICF is headed by an elected council, and Darren Robinson, National Training Manager for ARDEX UK, has recently been elected to the NICF Council, that meets four times a year to review the policies, finances and any other matters relating to governance of the Institute.



**Darren Robinson**  
National Training & Development Manager

Darren has over 21 years' experience as a flooring contractor, successfully running his own business for 17 years. He also has achieved NVQ levels 2 & 3 in floorcoverings, holds an A1 NVQ assessor award in the flooring industry, and has delivered demonstrations/seminars around the world.

## KEY CONTACTS

For more information on ARDEX products please speak to your local flooring distributor, or ARDEX Area Sales Manager.

### **MORRIS PATE** SCOTLAND

**07860 528824**

### **JOHN GLEDHILL** CLEVELAND, DURHAM, CUMBRIA, TYNE & WEAR, NORTHUMBERLAND

**07860 528827**

### **KEVIN GALE** YORKSHIRE, HUMBERSIDE, NORTH LINCOLNSHIRE

**07860 528829**

### **DAVID CLAY** CHESHIRE, MERSEYSIDE, GREATER MANCHESTER, LANCASHIRE, CLWYD, GWYNEDD

**07860 528825**

### **JONATHAN ARDLEY** BUCKINGHAMSHIRE, CAMBRIDGESHIRE, NORFOLK, SUFFOLK, BEDFORDSHIRE, NORTHAMPTONSHIRE

**07977 412477**

### **RICKY McNAMARA** NOTTINGHAMSHIRE, DERBYSHIRE, STAFFORDSHIRE, SHROPSHIRE, HEREFORDSHIRE, WORCESTERSHIRE, WARWICKSHIRE, LEICESTERSHIRE, WEST MIDLANDS, POWYS

**07966 646232**

### **JOHN OLIVER** ESSEX, HERTFORDSHIRE, MIDDLESEX, NORTH EAST LONDON

**07860 440725**

### **GLEN SELL** KENT, SUSSEX, SOUTH EAST LONDON

**07966 646233**

### **DAVID PETLEY** WEST BERKSHIRE, MIDDLESEX, SURREY, HAMPSHIRE, DORSET, SOUTH WEST LONDON, CHANNEL ISLANDS

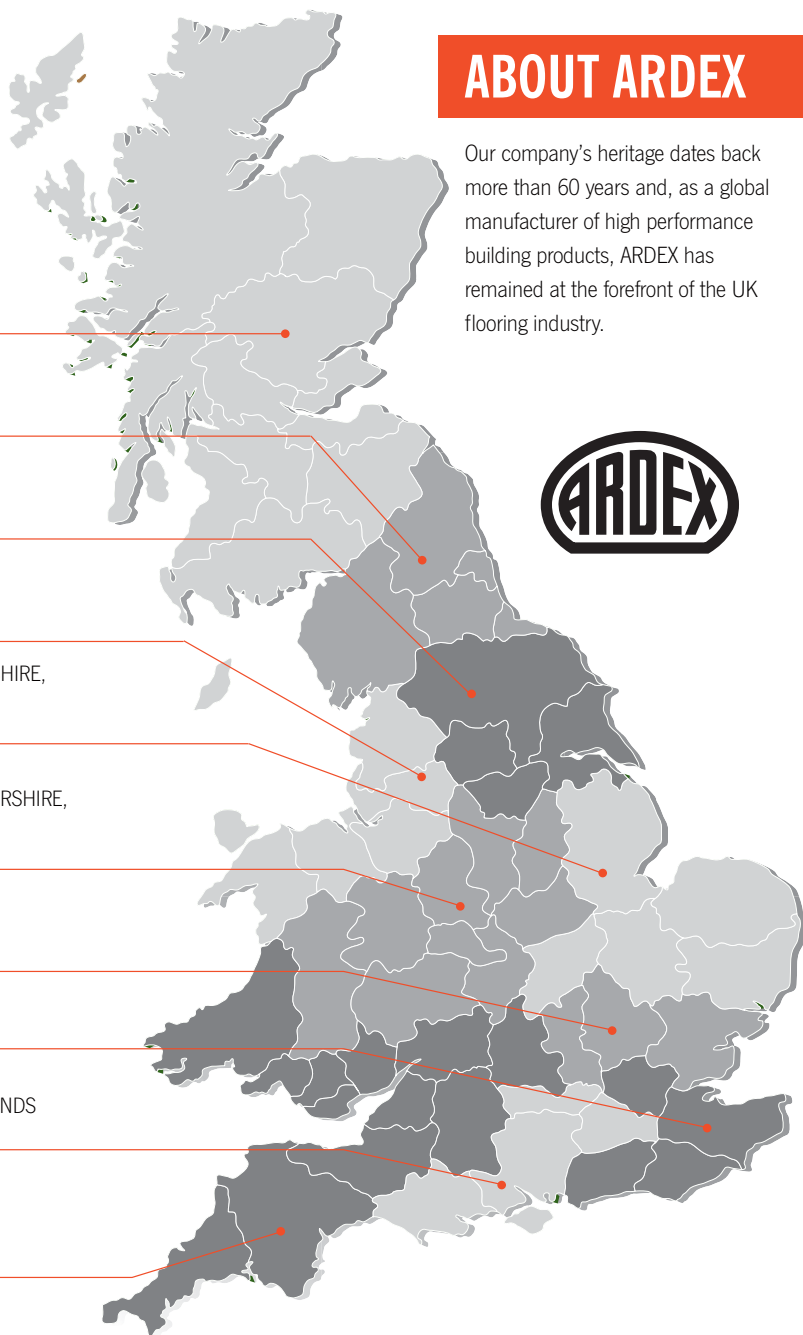
**07836 258087**

### **RICHARD MARDEN** OXFORDSHIRE, EAST BERKSHIRE, GLOUCESTERSHIRE, AVON, CORNWALL, DEVON, SOMERSET, WILTSHIRE, GWENT, GLAMORGAN, DYFED

**07860 528823**

## ABOUT ARDEX

Our company's heritage dates back more than 60 years and, as a global manufacturer of high performance building products, ARDEX has remained at the forefront of the UK flooring industry.



For the latest information on all ARDEX products including technical data sheets, health and safety data sheets and product coverage calculators, please visit the ARDEX website at [www.ardex.co.uk](http://www.ardex.co.uk)

## ARDEXacademy

TRAINING EXCELLENCE

ARDEX offer a range of demonstrations and seminars that can be tailored to your specific needs. Courses can either be taken at the ARDEX Training Academy in Haverhill, Suffolk, or at an alternative location of your choice.

Training is carried out by our team of technical experts who have both extensive knowledge and practical experience of the flooring industry. This allows our courses to remain accurate and up-to-date, covering the latest information, technological advances and industry regulations.

To find out more, please contact our National Training & Development Manager, Darren Robinson, on **07525 812818**.