



FOR THE PERFECT FLOOR

ISSUE FIVE

News and updates from one of the world's leading manufacturers of high performance flooring products



GET WINNING RESULTS WITH ARDEX EVERY TIME!

WHAT'S INSIDE...



**CFA/CFJ FLOORING
APPRENTICE OF
THE YEAR 2017**

**WIN
1 OF 5
PERSONALISED
TOOL KIT BAGS**



**MEET
THE
TEAM**

COLIN WARD



ARDEXacademy
TRAINING EXCELLENCE

Register your interest in our subfloor
preparation & LVT installation courses

**THE BEST
OF SOCIAL
MEDIA**



PROUD MEMBERS OF



Tel: 01440 714939

Email: info@ardex.co.uk

www.ardex.co.uk




Follow us on Twitter
@ARDEXUKFlooring



Like us on Facebook
ARDEX UK

ARDEX FLOORING ADHESIVES

THE ARDEX RANGE OF HIGH PERFORMANCE FLOORING ADHESIVES HAS BEEN DEVELOPED AND TESTED TO BE FULLY COMPATIBLE WITH TODAY'S MOST POPULAR FLOORCOVERINGS.

Floorcovering	Features and Benefits	Pack Size	Coverage	
LUXURY VINYL TILE	Fibre Reinforced. Minimises lateral movement during installation. Eliminates adhesive squeeze. Improved indentation resistance. Walk on after 2 hours.	14 kg 6 kg	Up to 56m ² UP TO 24m ²	ARDEX AF 175 
VINYL PRESSURE SENSITIVE	Can receive floorcoverings in as little as 20 minutes. Can receive vinyl sheet up to 80 minutes after airing. Excellent early and long term adhesive strength.	14 kg	UP TO 56m ²	ARDEX AF 145 
VINYL WET SET	High initial tack. Can receive floorcoverings up to 30 minutes after airing. Excellent early and long term adhesive strength.	14 kg	UP TO 67m ²	ARDEX AF 165 
HEAVY DUTY ADHESIVE ONE COMPONENT	High temperature resistance, for use in areas of direct sunlight e.g. conservatories. Moisture, weather and water resistant. Suitable for internal and external use. Ready for use and resealable.	7kg	UP TO 23m ²	ARDEX AF 2575 
CARPET	Excellent early grab means that carpet can be installed immediately. 20 minute extended working time. Low odour and solvent free.	14 kg	UP TO 35m ²	ARDEX AF 325 
TACKIFIER	Install floorcoverings in as little as 10 minutes, or up to 24 hours after application. Suitable for raised access flooring.	10 kg	UP TO 125m ²	ARDEX AF 825 
RUBBER	Fibre Reinforced. Maximum bond strength. Minimises lateral movement during installation.	14 kg	UP TO 47m ²	ARDEX AF 275 
LINOLEUM	High initial grab. Install linoleum immediately after application. Excellent adhesive transfer to the floorcovering backing.	14 kg	UP TO 40m ²	ARDEX AF 785 
UNIVERSAL	Suitable for installing all main floorcovering types: Luxury Vinyl Tiles & Planks, Textiles, Rubber up to 2.5mm, Linoleum, Vinyl Sheet and Cushioned Vinyl.	14 kg 6 kg	UP TO 67m ² UP TO 28m ²	ARDEX AF 2365 
CONTACT	Fast drying. Floors can be trafficked immediately after installation. Resealable container reduces waste.	5ltr	UP TO 40m ²	ARDEX AF 625 
HEAVY DUTY ADHESIVE TWO COMPONENT	Moisture, weather and water resistant. Suitable for internal and external use. High temperature resistance, for use in areas of direct sunlight e.g. conservatories. Easy to mix and apply.	6kg	UP TO 20m ²	ARDEX AF 2525 

ABOUT ARDEX

Our company's heritage dates back more than 60 years, and as a global manufacturer of high performance building products, ARDEX has remained at the forefront of the UK flooring industry.



CONTENTS THIS ISSUE



Create the Best Finish Ever
with ARDEX



Competition Winners



CFA/CFJ Flooring Apprentice
Of The Year 2017



Best Practice Flooring Guide



CREATE THE BEST FINISH EVER WITH ARDEX

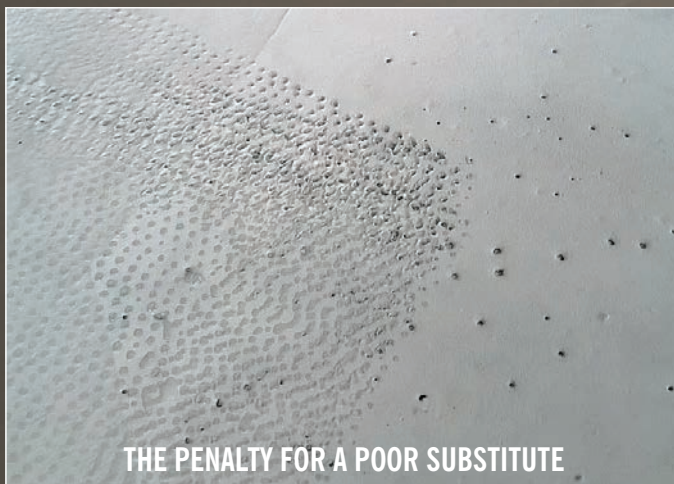
Darren Robinson – ARDEX National Training and Development Manager

Working Against the clock!

As an ex-floor layer working alone, I'd often find myself working against the clock, rushing to ensure I could smooth the new mix into the existing one, all within the product's working time.

Have you got your water measured ready for the next mix? How far away is your mixing station? What's your access like into the building? All these things can take up the limited time you have between mixes, meaning you could struggle to avoid trowel marks, and visible joints and ridges, particularly during the hotter summer months.

How often have you come back the next day, only to find you need to carry out additional preparation work before installing the floorcovering?



THE PENALTY FOR A POOR SUBSTITUTE

Relax!

Of course, it's always possible to create the perfect subfloor, but ARDEX have a product that takes some of the stress away from the subfloor preparation process, particularly if you're working on your own.

ARDEX K 39 can be walked on in 2 hours but has an extended working time of up to 40 minutes. What does this mean? Well, put simply, you can relax! Once mixed, you've got 40 minutes to pour and level, which means you can easily smooth new mixes into your last poured mix, so you'll have more time to spend smoothing and finishing.

What are the Benefits of an Extended 40 Minute Working Time?

- More time between mixes, no need to rush
- More time to pour new product into existing product, eliminating ridges and joint marks
- More time to focus on creating the perfect subfloor, no trowel marks

Outstanding Flow

ARDEX K 39 ensures the best possible finish, with minimum effort, even standing up, utilising a pin rake or smoothing blade.

The outstanding flow of ARDEX K 39 means you don't even have to use a spike roller, saving you even more time.

Produce Winning Results Every Time

The unique features of ARDEX K 39 helps you create the perfect subfloor, every time, meaning you're ready to install your floorcovering straight away the next day.

Don't forget your ARDEX P 51 Primer

Concentrated Water-Based Primer

ARDEX P 51 Primer should be used prior to the application of ARDEX K 39. It's ideal for porous subfloors, including concrete and cement/sand screeds, and prevents air bubbles rising through the levelling compound, whilst also improving its flow characteristics and workability.



**NO PATCHING, NO RUBBING DOWN,
LAY FLOORCOVERINGS THE NEXT DAY.**

ARDEX AF 2575 COMPETITION WINNERS


In Issue 4 of 'For the Perfect Floor', we gave you the chance to win 1 of 10 7kg buckets of ARDEX AF 2575, simply by tweeting or emailing a picture of you using one of our new Flooring Adhesives, explaining what you liked about it.

Here are a selection of the winning entries, who will receive their free bucket before the end of June.



R Gray Flooring

"We used ARDEX AF 2575 in a living room with a south east facing window. It has great instant grab, with good transfer. When it cures we know that there will be no expansion or contraction."



"We have used ARDEX AF 2575 on several jobs now, and have always been impressed with the outcome"

The winners of our FITA competition will be announced in the next issue.

Proud sponsors of





Karndean Designflooring introduces its first rigid core collection – Korlok

Baltic Washed Oak RKP8101

The UK's market leader in luxury vinyl flooring, **Karndean Designflooring**, is introducing its first rigid core collection, Korlok, with enhanced acoustic benefits.

With 12 new authentic wood designs (1420mm x 225mm) inspired by European and North American woods, Korlok can reduce noise transfer to rooms below up to 19dB, without the need for separate underlay. Ideal for a busy playroom, home office, bedroom or loft conversion.

Korlok can be installed over most existing hard surface floors or uneven subfloors without the worry of exposing any imperfections underfoot, thanks to its innovative K-Core technology. It also features a superior 5G vertical click locking mechanism and pre-attached acoustic foam backing for quick and easy installation.

"Unlike other rigid core products and click laminate flooring, Korlok can be scored and snapped for ease of installation like our established Gluedown and LooseLay ranges," explained Stella Coyle, national sales manager of Karndean Designflooring.

She said: "The familiar click-locking system and enhanced core technology

means installers can achieve an authentic and luxurious floor in any space without the need for adhesive and with minimal subfloor preparation. Ideal for busy homeowners or families looking for less upheaval and disruption.



Baltic Mistral Oak RKP8112

"Importantly for our retailer network, Korlok offers a new flooring solution for any type of subfloor with a wide array of premium wood designs to choose from."

From the Danish inspired Baltic Washed Oak with its light grey undertones to the characterful Reclaimed Antique Oak with

its historical markings, there are six oak designs to choose from in the collection, all suitable for contemporary, classic and traditional interiors.

Tapping into the trend for Scandinavian inspired interiors, Korlok also features three ash designs - Warm, Washed Grey and Texas White – and one pine – Washed Swiss Pine - all boosting elegance and style.

For a moody and impactful floor, American Black Walnut and Smoked Butternut are both sophisticated hues with a mix of straight and flowery grain patterns for opulence.

Quieter than traditional laminate and warmer underfoot than real wood, Korlok is waterproof, easy to clean and maintain, and compatible with underfloor heating. Available from May, Korlok offers a lifetime residential guarantee.

For more information visit
www.karndean.com/korlok

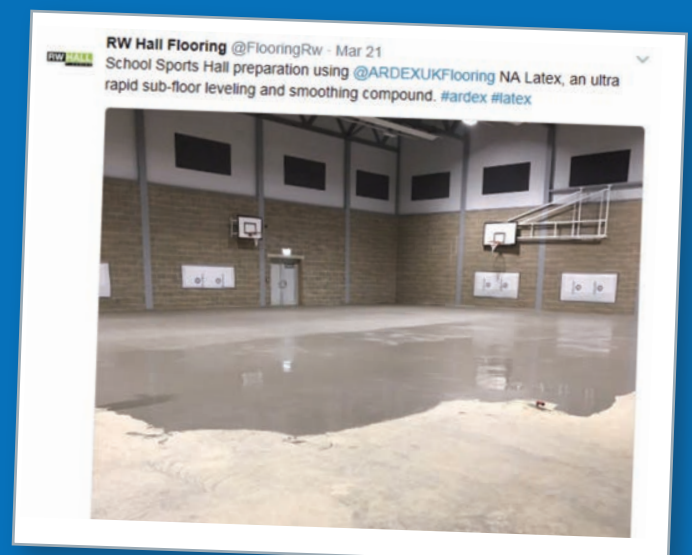
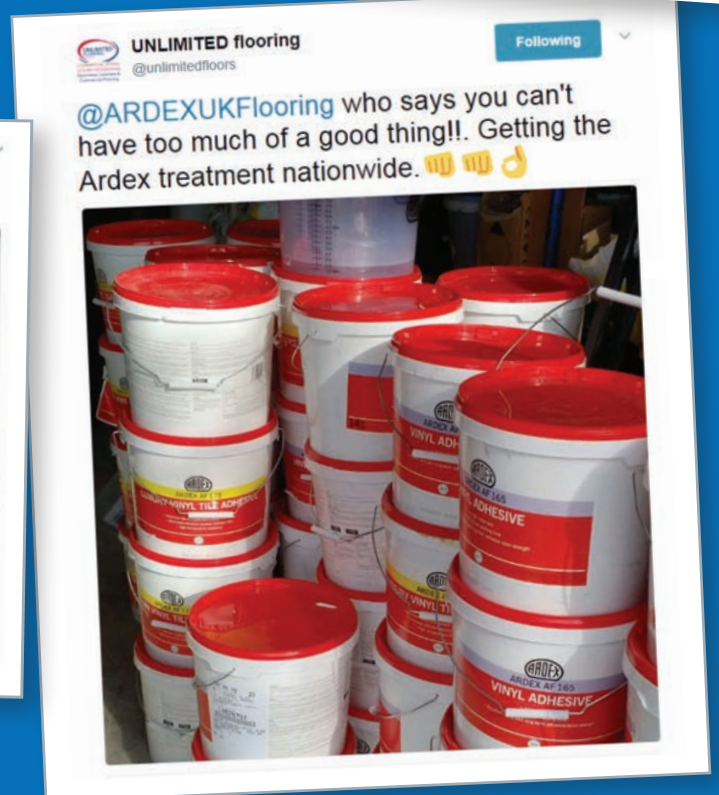
THE BEST OF SOCIAL MEDIA



The ARDEX Facebook and Twitter pages are a great way to keep up to date with the latest news from ARDEX. Remember to include @ARDEXUKFlooring in any of your posts, and we'll always try to retweet any projects you share which include ARDEX products.

If you're not already doing so, please like our Facebook page, ARDEX UK, or follow @ARDEXUKFlooring on Twitter.

Here are some of the recent posts we've shared with over 3,750 followers.






Premier Carpets SW
@premiercarpetsw

Following


Like a sheet of glass over bitumen with
[@ARDEXUKFlooring](#) in our local village hall



Mystique Flooring
@MystiqueFloors

Following

[@PolyflorLtd](#) [@ARDEXUKFlooring](#) Nice little
120 sq mtr uplift and grind old paint and
carpet, lay Polyflor XL, Client's vry happy with
outcome



I Hamilton
@Wishuwerherph

Following

Ardex NA what a product [@ARDEXUK](#)



Long lane flooring
@Longlanefloors

Following

Plyboarded and feather finished with
[@ARDEXUKFlooring](#) ready for
[@AltroFlooring](#) tomorrow night



G HARDING FLOORING
@ghardingfloors

Following

[@ARDEXUKFlooring](#) an overlooked word
but "RELIABILITY" is what you want from a
product. Ardex has never let us down!
#followardex #ardexhd



Daz
@eclipseflooring

Following


[@ModuleoUK](#) Impress country oak on
[@ARDEXUKFlooring](#) K39 Screed. #realistic
#embossed #agedlook



DRJ Flooring Ltd
@DRJFlooring

Following

[@ARDEXUKFlooring](#) [@DRJFlooring](#) - all
about the prep!



lifestyle
FLOORS

For those

"Oh Sugar"
moments

DesignerFloors
Collection

Heavy duty LVT

www.lifestyle-designerfloors.co.uk



ARDEX - PROUD SPONSORS OF THE CFA/CFJ FLOORING APPRENTICE OF THE YEAR 2017

This year's proud winner of the CFA/CFJ Flooring Apprentice Of The Year 2017 competition is Alistair Craig of Lynas Carpets in Hamilton.

The CFA/CFJ Awards luncheon took place at the Imperial War Museum in Duxford on 26th of April 2017 and was attended by 50 leading industry figures.

Alongside the prestigious award, Alistair was presented with a cheque for £500 from CITB Go Construct; CITB acting Chief Executive, Sarah Beale, who was the keynote speaker at the event made the presentation to Alistair.

The prize giving took place on the 3rd of May at the FITA Training Centre in Loughborough, and Alistair received prizes generously donated by the competitions many sponsors, including ARDEX.

Our thanks go to all our sponsors for their continued support of the Flooring Apprentice of the Year competition and for again generously donating the many wonderful prizes for the competition.

Mick O'Flynn – Training Manager, Contract Flooring Association



Don't lay another floor
until you've tried
THIS.



ALSO
AVAILABLE IN
9&12
MM



1.3mm REVERSE VENEER
3.3mm CORE
1.3mm TOP VENEER

When it comes to manufacturing plywood, we know a thing or two. We understand that for successful floor laying and subfloor preparation, you need a stable product that is engineered to the highest possible standards in a fully controlled environment. The result is a precision-made plywood that outperforms all other plywood panels on the market today. Our Indonesian tropical plywood is a product you can trust fully 100% for total peace of mind.

Oh, and our top and reverse veneers are by far, the thickest on the market today. With a massive 1.3mm (top and bottom before sanding), **FG1™ Flooring Grade Plywood** is the only plywood product specifically designed for the flooring trade.

Don't lay another floor until you've tried **FG1.**

FG1 PANELS ARE MANUFACTURED TO BOTH MEET AND SIGNIFICANTLY EXCEED
THE NEW BS 8203:2017 — ANNEX A — FLOORING GRADE PLYWOOD GUIDELINES

HAVE YOU GOT YOUR ESSENTIALS?

The Original and Market Leading Fast Track Repair Products



ARDEX offer a range of demonstrations and seminars that can be tailored to your specific needs. Courses can either be taken at the ARDEX Training Academy in Haverhill, Suffolk, or at an alternative location of your choice.

Training is carried out by our team of technical experts who have both extensive knowledge and practical experience of the flooring industry. This allows our courses to remain accurate and up-to-date, covering the latest information, technological advances and industry regulations.



To register your interest in one of our courses please contact the ARDEX Customer Services Team on 01440 714939

**ARDEX Subfloor Preparation,
Repair, Smoothing and Finishing
Training Dates:**

WEDNESDAY 21st JUNE 2017



VENUE:

Accrington & Rossendale College,
Floorcovering Department,
Hameldon Building, Broad Oak Road,
Accrington, Lancashire BB5 2AW

TIME:

9:30am - 2pm

To book your place please call Steve Davies on 07817 470074 or contact the ARDEX Customer Services Team on 01440 714939

ARDITEX NA NO ALTERNATIVE

Ultra Rapid Setting Subfloor Levelling and Smoothing Compound

- Can be used with confidence over old adhesive residues, including bitumen
- Excellent adhesion without priming to almost all substrates, even ceramic tiles
- Unaffected by moisture, can be used under an ARDEX Damp Proof Membrane and direct to damp concrete



the original yellow bag®



BEST PRACTICE FLOORING GUIDE

Evaluate the Existing Floor

When first looking at the existing floor there are three main factors that must be considered:

- **Physical Condition**

Even if a subfloor has been in place for decades, there is no guarantee that it is fit for purpose. Check for any damage that may need repairing, or movement in the floor that will need securing before you start.

- **Moisture**

Prior to the installation of floorcoverings, it is important to identify the type and level of moisture present in the subfloor, which usually results from either ground bearing moisture, due to the absence or breakdown of the structural damp proof membrane, or from residual construction moisture.

Many problems which occur with flooring installations are as a result of moisture in the subfloor, so it is essential that the

final floorcovering is protected from the passage of moisture below. Surface damp proof membranes form a film which restricts the passage of moisture, and allow the controlled passage of moisture vapour; protecting the adhesive and final floorcovering.

A basic moisture test can determine the Relative Humidity (RH) of the subfloor and what preparation is required to protect the floorcovering. In cases where the RH is over 75%, an ARDEX Damp Proof Membrane or ARDEX Moisture Vapour Suppressant should be applied to protect the final floorcovering.

- **Contamination**

New or existing subfloors may be contaminated or have barriers to adhesion. The surface must be hard, sound and free of dust, dirt and other barrier materials such as grease, paint, excess adhesive residues or loosely adhered materials. Where traces of adhesive residues remain, these must be sound, well adhered and non-water softenable.



Preparation and Priming

Most floors require some degree of preparation. Prime concrete, cement/sand screeds and gypsum subfloors with an ARDEX Primer to maintain the flow life and prevent air bubbles rising through the applied levelling and smoothing compound. The longer the time left between preparation and application, the more likely the floor will need to be prepared again.

Select the Correct ARDEX Levelling and Smoothing Compound

The type of levelling and smoothing compound required depends on the project, you will also need to consider the condition of the subfloor and the final use of the floor, for example, loads in service, use in domestic or commercial locations, abrasion resistance and cleaning regimes etc.

Protect your Work

It is vital to protect the surface from traffic, contamination or damage if there is likely to be a delay between installing the smoothing compound and fitting the floorcovering.

Select the Correct Floorcovering Adhesive

The ARDEX range of floorcovering adhesives are suitable for use on most substrates, and include products designed specifically for the installation of luxury vinyl tiles, PVC sheet & tiles, carpet, wood, rubber and cork floorcoverings.

The correct notch size trowel is required for both the flooring adhesive and the floorcovering to ensure the bond is maximised and the correct amount of adhesive is used. Observe the airing time, and lay the floorcovering within the working time of the adhesive. Use the appropriate roller/glider to ensure contact between the floorcovering and the adhesive.

Store all materials in accordance with ARDEX UK's guidelines, as found on the packaging, and ensure all products are within their shelf life. Always refer to the latest product datasheet for information and application advice, which can be found by visiting www.ardex.co.uk

For further advice please call the
ARDEX Technical Service Department on:

01440 714939

or email: technical_admin@ardex.co.uk


Meet the Team

Colin Ward: Technical Services Representative



Having started his career in Civil Engineering, Colin has 44 years' of experience in the construction industry and has worked with contractors, manufacturers, consultants and distributors across the UK, Singapore, Canada and the Middle East. Colin joined ARDEX 30 years ago, and has been offering in-depth knowledge, advice, training and guidance on screeding, flooring installations and tiling since 1987.

During his time in the industry, Colin has been involved in many groundbreaking initiatives, including developing and carrying out one of the first major pumping projects in the UK, 1500m² of ARDEX K 15 for the Milton Keynes branch of Woolworths.



The ARDEX Technical Services Department is on hand to offer technical advice and guidance, to help you achieve a perfect installation every time.

Telephone: 01440 714939

Email: technical_services@ardex.co.uk

WIN 1 OF 5 ARDEX FLOOR LAYERS TOOL BAGS



Working with our friends at Janser, suppliers of machines and tools to the flooring industry, we're giving you the chance to win 1 of 5 personalised Floor Layers Tool Bags.

Each bag retails at £90.17 ex VAT and will come embroidered with your company name and the ARDEX logo.

For your chance to win, simply tweet or email a picture of the one ARDEX product you can't live without, using **#ARDEXTOOL**

THE JANSER FLOOR LAYERS TOOL BAG INCLUDES:

- 15 EXTERIOR POCKETS
- TAPE MEASURE HOLDER
- 22 INTERIOR POCKETS/HOLDERS
- LONG ENOUGH TO ACCOMMODATE A KNEE KICKER

We'll pick our favourite 5 entries at the end of July, so there's plenty of time to enter.

INSTALLING LUXURY VINYL TILES IN AREAS OF HIGH TEMPERATURE?

Unlike traditional heavy duty adhesives, ARDEX AF 2575 is ready mixed and resealable, which means there's no wastage.

Simply spread the required amount of adhesive, replace the foil, and reseal the lid ready for your next job.



**ZERO
WASTE**

READY MIXED AND
RESEALABLE

KEY CONTACTS

For more information on ARDEX products please speak to your local flooring distributor, or ARDEX Area Sales Manager.

- **MORRIS PATE** SCOTLAND

07860 528824

- **JOHN GLEDHILL** CLEVELAND, DURHAM, CUMBRIA, TYNE & WEAR, NORTHUMBERLAND

07860 528827

- **KEVIN GALE** YORKSHIRE, HUMBERSIDE, NORTH LINCOLNSHIRE

07860 528829

- **DAVID CLAY** CHESHIRE, MERSEYSIDE, GREATER MANCHESTER, LANCASHIRE, CLWYD, GWYNEDD

07860 528825

- **JONATHAN ARDLEY** BUCKINGHAMSHIRE, CAMBRIDGESHIRE, NORFOLK, SUFFOLK, BEDFORDSHIRE, NORTHAMPTONSHIRE

07977 412477

- **RICKY McNAMARA** NOTTINGHAMSHIRE, DERBYSHIRE, STAFFORDSHIRE, SHROPSHIRE, HEREFORDSHIRE, WORCESTERSHIRE, WARWICKSHIRE, LEICESTERSHIRE, WEST MIDLANDS, POWYS

07966 646232

- **JOHN OLIVER** ESSEX, HERTFORDSHIRE, MIDDLESEX, NORTH EAST LONDON

07860 440725

- **GLEN SELL** KENT, SUSSEX, SOUTH EAST LONDON

07966 646233

- **DAVID PETLEY** WEST BERKSHIRE, MIDDLESEX, SURREY, HAMPSHIRE, DORSET, SOUTH WEST LONDON, CHANNEL ISLANDS

07836 258087

- **RICHARD MARDEN** OXFORDSHIRE, EAST BERKSHIRE, GLOUCESTERSHIRE, AVON, CORNWALL, DEVON, SOMERSET, WILTSHIRE, GWENT, GLAMORGAN, DYFED

07860 528823



ARDEX CONTRACT MANAGERS

STEVE DAVIES

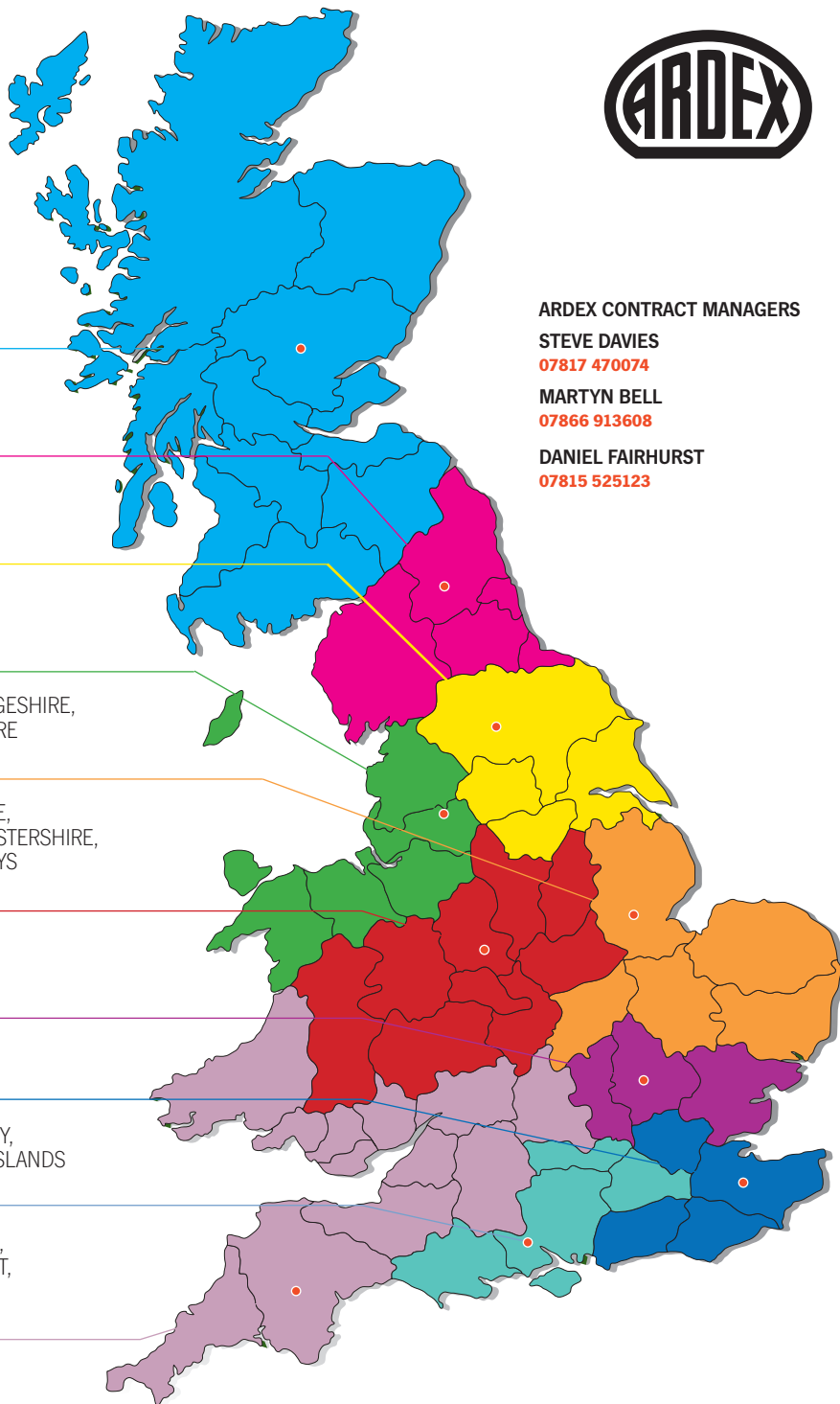
07817 470074

MARTYN BELL

07866 913608

DANIEL FAIRHURST

07815 525123



Technical Advice: technical_admin@ardex.co.uk

Customer Services: **01440 714939**

Sales Office: **01440 714939**

For the latest information on all ARDEX products including technical data sheets, health and safety data sheets and product coverage calculators, please visit the ARDEX website at **www.ardex.co.uk**

